


Ministry of science and high education RF Ulyanovsk State University	Form	
F-Educational plan of the discipline		

APPROVED BY  
by the decision of the Academic Council of the USU  
Institute of Medicine, Ecology and Physical Culture  
22.06.2020 Record No. 10/220

Chairman: Andronko

(Signature, Name)

» June 2020.

### EDUCATIONAL PLAN

Subject:	Propedeutics of internal diseases
Faculty	Faculty of Medicine named after Biktimirov T.Z.
Department	Propedeutics of internal diseases
Course	3

Speciality 31.05.01. «General medicine»

(code of the speciality, full name)

Form of education- full-time education



Date of introducing in the instruction process at USU: « 1 » of September 2020.


The program was updated at the meeting of the department: № 1 of 31.08.2020.

The program was updated at the meeting of the department: № 1 of 26.08.2020.

Information about the authors:

Initials	Abbreviation of the department	Degree, scientific rank
Smirnova A.Yu.	PID	PhD, Associated professor

Agreed	Agreed
Head of developing department- Head of the department Propedeutics of internal diseases	Head of Head of the graduating Department/Department of hospital therapy
 signature / Gnoevykh V.V. /	 signature / Vize-Khripunova M.A. /
«22» 06 2020 г.	«22» 06 2020 г.

Ministry of science and high education RF Ulyanovsk State University	Form	
F-Educational plan of the discipline		

## 1. Objectives and aim of Propedeutics of Internal Diseases

The aim of Propedeutics of Internal Diseases is to master a patient examination technique, physical examination methods, acquisition of practical skills.

The process of discipline development «Propedeutics of Internal Diseases» is to form general professional competences (GPC-7, GPC-9) and professional competencies (PC-5, PC-6).

### List of Objectives that students have to solve after Propedeutics of Internal Diseases:

- patient's physical examination (interview, inspection, palpation, percussion, auscultation, blood pressure measurement, pulse taking);
- interpretation of the results of laboratory and instrumental diagnostics of internal diseases;


## 2. PLACE OF THE SUBJECT IN THE STRUCTURE OF GEP:

Discipline "Propedeutics of Diseases" is referred to professional cycle GEP HE of speciality «General medicine».

The basic knowledge indispensable for learning the subject are formed:

- in the cycle pertaining to the humanities, social and economic disciplines, including learning of philosophy, medical ethics, psychology and pedagogics, history of medicine, hygiene, Latin;
- in the pertaining to mathematics, natural science, including learning of physics, mathematics, medical computer science, chemistry, biology, biochemistry, and normal anatomy.


Propedeutics of Internal Diseases is preceding discipline for the learning of following disciplines: General surgery, Topographical anatomy and operative surgery, Basis of functional and laboratory diagnostics, Dentistry, Dermatovenereology, Neurology, medical genetics, neurosurgery, Otorhinolaryngology, Pediatrics, Faculty surgery, Obstetrics and gynecology, Faculty therapy, Ophthalmology, Occupational diseases, Psychiatria, medical psychology, Endocrinology, Hospital therapy, Infectious diseases, Traumatology, orthopaedy, Outpatient therapy, Hospital surgery, pediatric surgery, Phthysiology, Oncology, radiation therapy, Radiation diagnostics, Modern aspects of neurology, Topical issues of obstetrics and gynecology, Clinical psychology, Current issues of hospital surgery, Topical issues of internal diseases, Modern aspects of Oncology, Urology, andrology, Diagnosis and treatment of extrapulmonary tuberculosis, Palliative care, Clinical electrocardiography, Actual problems of AIDS, Modern problems of miscarriage, Diabetology emergency endocrinology, Nanotechnology in medicine, Physician Assistant hospital, Physician Assistant outpatient clinics, Notes special medical texts (anatomy), Annotating and abstracting specific medical texts (respiratory diseases), Annotating and abstracting specific medical (diseases of the hepatobiliary system), Annotating and abstracting specific medical texts (endocrine diseases), Notes special medical (diseases of the endocrine system), Notes special medical (diseases of the urinary organs), Annotating and abstracting specific medical texts (diseases of the urinary organs), Notes special medical (diseases of the digestive system and hepatobiliary system), Annotating and abstracting specific medical texts (diseases of the digestive system), Annotating and abstracting specific medical (cardiovascular disease), Notes special medical (symptoms of diseases of the respiratory and cardiovascular systems), Annotating and abstracting specific medical texts (respiratory diseases), Note-taking special health (normal physiology)

Ministry of science and high education RF Ulyanovsk State University	Form	
F-Educational plan of the discipline		


### 3. LIST OF EXPECTED RESULTS OF INSTRUCTION ON THE SUBJECT (UNIT), CORELATED WITH PLANNED RESULTS OF COMPLETING THE PROGRAM

The study of the subject «Propedeutics of internal diseases» within the completion of the educational program is directed towards the formation of the following general and professional competences in students:

Competence index. Content of a competence (or a part of it)	The proposed results of the course students are:
<p><b>GPC-7</b> Preparedness to use major physical, chemical, mathematical and other natural science concepts and methods while solving professional objectives</p>	<p>to know: methods of clinical examination of a patient. Contemporary methods of laboratory and instrumental diagnostics of internal organs diseases, their capabilities in supporting a clinical diagnosis.</p> <p>to be able to: to make a clinical examination of a patient. To identify the amount of laboratory and instrumental diagnostics in each therapeutic disease</p> <p>to own to: clinical examination of a patient. Interpretation of lab and instrumental diagnostics results. An algorithm of supporting a clinical diagnosis.</p>
<p><b>GPC-9</b> A capability to assess morpho-functional, physiological conditions and pathologies in the human body to solve professional objectives.</p>	<p>to know: - etiology, pathogenesis, diagnostics, peculiar features of a clinical course, possible complications of the common internal organs diseases. -functional systems of the human organism, their regulation and self-regulation after being exposed to the effects of the environment, peculiarities of functioning in the normal state and in pathology</p> <p>to be able to: give an assessment of the functional state of the organs and systems in case of internal organs related diseases.</p> <p>to own to: conduct major medical diagnostic procedures. An algorithm of interpreting the data of the functional examination methods at internal organs diseases.</p>
<p><b>PC-5</b> Readiness to collect and analyze the patient's</p>	<p>to know: diagnostic significance of measurements,</p>

Ministry of science and high education RF Ulyanovsk State University	Form	
F-Educational plan of the discipline		

<p>complaints, the data of his case history, examination results laboratory, instrumental, pathological and anatomical and other investigations for the purpose of identifying the condition or establishing the fact if the disease is present or not.</p>	<p>found at a clinical examination of a patient, while using the methods of laboratory and instrumental diagnostics.</p> <p>to be able to:</p> <p>carry out interviewing, a physical examination of a patient; to read the results of lab and instrumental diagnostics and use them to support a clinical diagnosis.</p> <p>to own to:</p> <p>clinical examination of a patient, interpretation of additional examination methods' findings, an algorithm of supporting a preliminary and clinical diagnosis.</p>
<p><b>PC-6</b>          A capability to identify main pathologic conditions, symptoms, syndromes of diseases, nozologic types in patients in conformity with ICD-10</p>	<p>to know:</p> <p>mechanisms of clinical symptoms' emergence and principles of their grouping into clinical syndromes, a clinical picture, peculiarities of the course of a disease and possible complications of the commonest internal organs diseases. Contemporary methods of clinical, laboratory, instrumental diagnostics of patients with diseases of internal organs, which are necessary to make a diagnosis in conformity with International Statistical Classification of diseases and health problems</p> <p>to be able to:</p> <p>-identify and support clinical syndromes in view of revealed clinical symptoms and knowledge about mechanisms of their progress.</p> <p>-choose and apply in professional activity capabilities of different clinical and immunologic techniques of examination and assessment of the functional condition of the organism for a well-timed diagnostics of diseases and pathologies.</p> <p>- complete medical documentation. To interpret the results of laboratory and instrument methods of investigations, to make a diagnosis according to International classification of diseases on the basis of the findings of the main and supplementary examination methods</p> <p>to own to:</p> <p>- general clinical examination (interviewing, collection of objective and subjective information) for the purpose of diagnosing the main clinical syndromes that occur in diseases</p>

Ministry of science and high education RF Ulyanovsk State University	Form	
F-Educational plan of the discipline		

	of internal organs. - make a full-scale clinical diagnosis of patients on the basis of International classification of diseases.
--	---

#### 4. Volume of the subject

##### 4.1. Volume of the subject in credit points (total): 8 credit points

##### 4.2. On types of academic workload (in hours):


Type of academic work	Number of hours (form of education 288)		
	Total according to the plan	Including on semesters	
		№ semester 5	№ semester 6
1	2	3	4
Work of students with a teacher	180		
Classes:			
lectures	35	18	17
practical classes and seminars	140	72	68
lab classes (practical lessons)	Not provided		
Self-study work	77	54	23
Concurrent control (number and type: a test, a colloquium, a report)		Questioning, testing, demonstration of practical skills	Questioning, testing, demonstration of practical skills
Course paper	Not provided		
Types of intermediate attestation (examination, test)	credit, examination: 36	credit	Examination: 36
Total number of hours on the subject	288	144	144

If it is necessary to use partially or exclusively remote educational technologies in the educational process, the table shows the number of hours of work of teaching staff with students for conducting classes in a remote format using e-learning.


##### 4.3. Contents of the discipline (module). Distribution of hours on themes and kinds of study: Number of hours – 288h

The form of training: full time


Name of sections and themes	Total	Activity format					
		Classroom studies			Interac tive classes	Self-study work	Form of current control
		lect.	pract.c l.	Laborato ry work			
1	2	3	4	5	6	7	8
<b>Section 1. General questions of</b>							

Ministry of science and high education RF Ulyanovsk State University	Form	
F-Educational plan of the discipline		

Introduction to Internal Disease. Methods of patients with pulmonary diseases							
Fundamental significance of «Introduction to Internal Disease». The circuit of case of histories of the patient. General inspection of the patient	8	1	4	-		3	Questioning
Patient's interview and inspection with pulmonary diseases. Chest palpation.	8	1	4	-		3	Questioning, testing, checking practical skills according check lists
Comparative percussion of the lungs. Topographic percussion of the lungs.	9	2	4	-		3	Questioning, testing, checking practical skills according check lists
Lungs auscultation: the basic and adventitious breath sounds	8	1	4	-	2	3	Questioning, testing, checking practical skills according check lists
The main clinical syndromes with pulmonary diseases	8	1	4	-			Questioning, testing, checking practical skills according check lists
Control check-up of «Methods of patients with pulmonary diseases».	7	-	4	-		3	Questioning, testing, checking practical skills according check lists


Ministry of science and high education RF Ulyanovsk State University	Form	
F-Educational plan of the discipline		

Section 11. Methods of patients with cardiovascular diseases							
Patient's interview with cardiovascular diseases. Measurement of BP by the Korotkov's method (on the arms and on the legs). Inspection and palpation of the precordium. Examination of peripheral arteries and veins.	7	1	4	-		3	Questioning
The heart percussion (determination of the relative and superficial cardiac dullness borders). Defining of vascular bundle borders. Configurations of the heart.	9	2	4	-		3	Questioning, testing, checking practical skills according check lists
The heart auscultation: normal heart sounds pathology.	8	1	4	-		3	Questioning, testing, checking practical skills according check lists
The heart auscultation: heart murmurs.	9	2	4	-	2	3	Questioning, testing, checking practical skills according check lists
Control check of «Methods of patients with	7	-	4	-		3	Questioning, testing, checking practical


Ministry of science and high education RF Ulyanovsk State University	Form	
F-Educational plan of the discipline		

cardiovascular diseases».							skills according check lists
<b>Section III. Methods of patients with gastrointestinal diseases</b>							
Patient's interview and examination of patients with gastrointestinal diseases.	8	1	4	-		3	Questioning
Superficial and comparative palpation of the abdomen. Methodical deep sliding palpation after V.P. Obratsov and N.D. Strazhesko. Percussion of the abdomen: determination of ascites, methods of finding the lower boundary of the stomach. Auscultation of the abdomen.	8	1	4	-		3	Questioning, testing, checking practical skills according check lists
Patient's interview and examination of hepatobiliary system. The main clinical laboratory syndromes.	9	2	4	-		3	Questioning, testing, checking practical skills according check lists
<b>Section IV. Methods of patients with urinary system diseases.</b>							
Patient's interview and examination of patients with urinary system diseases. The	8	1	4	-		3	Questioning, testing, checking practical skills according




Ministry of science and high education RF Ulyanovsk State University	Form	
F-Educational plan of the discipline		


main clinical laboratory syndromes.							check lists
<b>Section V. Methods of patients with endocrine glands and system of blood diseases.</b>							
Patient's interview and examination of endocrine glands diseases. Thyroid gland palpation.	8	1	4	-		3	Questioning, testing, checking practical skills according check lists
Interviewing, examination of patients with blood diseases. The main clinical laboratory syndromes.	8	1	4	-		3	Questioning, testing, checking practical skills according check lists
Control class to check the topics «Methods of examining the patients with gastrointestinal diseases, urinary system, diseases of the endocrine system and blood. Test	7	-	4	-		3	Questioning, testing, checking practical skills according check lists
<b>Section VI. Semiotics of respiratory system diseases.</b>							
Pneumonia: definition, classification, symptoms, laboratory and instrumental diagnostics. Pleuritis. First aid by anaphylaxis.	6	1	4	-	2	1	Questioning, testing, checking practical skills according check lists
Acute and chronic bronchitis.	6	1	4	-	2	1	Questioning, testing, checking

Ministry of science and high education RF Ulyanovsk State University	Form	
F-Educational plan of the discipline		


Bronchial asthma.							practical skills according check lists
COPD. Emphysema. First aid by asphyxiation and asthmatic status.	6	1	4		1	1	Questioning, testing, checking practical skills according check lists
Piogenic diseases of the lungs: Bronchiectasis, abscess and gangrene of the lungs. First aid with pulmonary bleeding. Suppurative diseases of the lungs: bronchiectatic diseases, abscess and gangrene of the lungs.	6	1	4	-	1	1	Questioning, testing, checking practical skills according check lists
<b>Section VII. Semiotics of cardiovascular system diseases.</b>							
Rheumatic fever: endocarditis, myocarditis, pericarditis. Articulate syndrome. Laboratory and instrumental diagnostics.	6	1	4	-		1	Questioning, testing, checking practical skills according check lists
Acquired valvular heart disease (mitral, aortic, tricuspid valvular heart	6	1	4	-		1	Questioning, testing, checking practical skills according

Ministry of science and high education RF Ulyanovsk State University	Form	
F-Educational plan of the discipline		

disease). First aid by cardiac asthma and edema of lungs. Introduction to concomitant and combined heart defects							check lists
Arterial hypertensions. Symptomatic hy-pertensions. First pre-medical aid for hypertensive crisis.	6	1	4	-		1	Questioning, testing, checking practical skills according check lists
Atherosclerosis. Ischemic heart disease. Angina pectoris and myocardial infarction. First aid by angina pectoris.	6	1	4	-		1	Questioning, testing, checking practical skills according check lists
<b>Section VIII. Electrocardiographia</b>							
Normal electrocardiogram (ECG). ECG in heart chambers hypertrophy.	6	1	4	-	1	1	Questioning, testing
ECG changes in Coronary Heart Disease.	6	1	4	-	1	1	Questioning, testing
<b>Section IX. Semiotics of gastrointestinal and hepatobiliary system diseases.</b>							
Acute and chronic gastritis. Peptic ulcer disease.	6	1	4	-		1	Questioning, testing, checking practical skills according check lists
Chronic hepatitis and cirrhosis. Chronic cholecystitis.	7	2	4	-		1	Questioning, testing, checking practical skills

Ministry of science and high education RF Ulyanovsk State University	Form	
F-Educational plan of the discipline		

							according check lists
A patient examination and writing of a case report.							
A patient examination and writing of a case report.	6	-	4	-		2	Questionin g
<b>Section X. Kidney disease</b>							
Glomerulonephr itis. Pyelonephritis.	6	1	4	-		1	Questionin g, testing, checking practical skills according check lists
<b>Section XI. Endocrine organs diseases and blood</b>							
Thyrotoxicosis and hypothyrosis. Diabetes mellitus. The urgent assistance in case of hyperleukemic and hypoglycemic comas	6	1	4	-		1	Questionin g, testing, checking practical skills according check lists
Anemias. Leukoses. Hemorrhagic diathesis.	6	1	4	-		1	Questionin g, testing, checking practical skills according check lists
Discussion of students' case reports, check of practical skills.	6	-	4	-		2	Questionin g, checking practical skills according check lists
Examination	36			-		4	Questionin g, testing, checking practical skills

Ministry of science and high education RF Ulyanovsk State University	Form	
F-Educational plan of the discipline		

							according check lists
Total	288	35	140	-	12(6,9 % )aca demic hours	77	

### Interactive forms of conducting classes.


№	Name of the subject section	Interactive forms of giving classes	Length of classes in hours
1	<b>Section 1.</b> General issues of propaedeutics of internal diseases. Examination of patients with diseases of respiratory organs	A class with the use of exercise machines, a simulator "Auscultation of Lungs"	2
2	<b>Section 2.</b> Examination of patients with cardio-vascular diseases	A class with the use of training devices, the simulator «Auscultation of the heart: tones, murmurs»	2
3.	<b>Section 6.</b> Diseases of the respiratory system	A visual lecture	6
5.	<b>Section 8.</b> ECG	A practical class- presentation «ECG»	2
Total number of hours			12
Total % of interactive classes from the volume of academic workload			6,8%

### Examples of educational technologies in an interactive form:


1. A visual lecture – "An examination technique of a patient with pneumonia"
2. A visual lecture – "An examination technique of a patient with COPD."
3. A visual lecture – "An examination technique of a patient with lung abscess"
4. A visual lecture – "An examination technique of a patient with myocardial infarction"
5. Practical occupation in the form of the presentation of ECG

### 5. Course Content


№	Name of the topic	Contents
Section 1. General issues of propaedeutics of internal diseases. Examination of patients with diseases of respiratory organs		
1.	Definition of the subject "Propaedeutics of internal diseases". A case report chart. General inspection of	Definition of the subject "propaedeutics of internal diseases". Arrangement of a case report. The value of the case report as a scientific and medical and legal document. Interviewing of the patient and its sequence.

Ministry of science and high education RF Ulyanovsk State University	Form	
F-Educational plan of the discipline		

	the patient.	General inspection technique of a patient.
2.	Interviewing and inspection of patients with diseases of the lungs. Chest palpation.	An interview of a patient. Main complaints, their specification and mechanism of their emergence. Technique and technology of examination and palpation of the chest. Chest shapes, elasticity of the chest, vocal fermitus.
3.	Comparative percussion. Topographical percussion of the lungs	Percussion as a method of a physical examination, its physical justification. A role of domestic researchers in the development of this method of diagnostics. Comparative and topographical percussion of the lungs. Types of a percussion sound, changes in norm and also in pathologies of respiratory organs. Determination of the lung boundaries, mobility of the lower edge.
4.	Auscultation of the lungs: main and additional respiratory noise	Auscultation of the lungs as a method of physical examination, its physical justification. A role of domestic researchers in the development of this method of diagnostics. Main and collateral respiratory noise, bronchophony. Diagnostic value of the revealed changes.
5.	The main syndromes in pathology of respiratory organs	Laboratory and instrumental diagnostics in pathology of respiratory organs. Diagnostic value of the revealed changes. Spirography, peakflowmetry. The main syndromes in pathology of respiratory organs.
6.	Check class «Methods of examining respiratory organs».	Final class on semiotics of diseases of respiratory organs to test practical skills and capabilities in a bed manner with written assignment.
<b>Section 2. Examination of patients with cardio-vascular diseases</b>		
7.	Interviewing patients with pathology of CVS. Determination of arterial pressure. Inspection, palpation of the heart and large vessels.	Interviewing a patient. Main complaints, their specification and mechanism of their emergence. Technique and technology of inspection and palpation of the area of the heart and vessels. Cardiac hump, cardiac and apex beat, main properties of apex beat, pulse, "cat's purring". Measurement of the arterial pressure.
8.	Percussion of the CVS	Determination of relative and absolute cardiac dullness, determination of the width of a vascular bunch, heart configuration. Diagnostic value of the revealed changes.
9.	Auscultation of the heart: tones	Tones of the heart and their characteristic (force, timbre, rhythm, frequency, amount of tones). Diagnostic value of the revealed changes.
10.	Auscultation of the heart: murmurs	Intracardiac, extra cardiac and vascular noise. Diagnostic value of the revealed changes.
11.	Check class on the topic «Methods of examination in pathology of the cardiovascular system».	Final class on semiotics of diseases of the CVS with testing practical skills and capabilities at a bed of the patient and written assignment.
<b>Section 3. Examination of patients with alimentary system organs.</b>		


Ministry of science and high education RF Ulyanovsk State University	Form	
F-Educational plan of the discipline		

12.	Interviewing and examination of the patients with pathology of digestive organs	Interviewing and inspection of patients with pathology of digestive organs. Shapes of the abdomen, its symmetry, participation in the act of breath, peristaltic and anti-peristaltic movements, development of hypodermic venous anastomosis.
13.	Superficial and comparative palpation of the abdomen. Abdomen percussion: determination of ascites, methods of determination of the lower border of the stomach. Auscultation of the abdomen.	Abdomen palpation. Superficial (morbidly, tension, hernial openings, Shchetkin-Blyumberg's symptom), deep palpation of abdominal organs. Percussion and auscultation of the abdomen. Laboratory and instrumental diagnostics in case of gastrointestinal diseases. Diagnostic value of the revealed changes. Main clinical syndromes.
14.	Interviewing, inspection of patients with pathology of hepatobiliary system. Main clinical laboratory syndromes.	Examination of patients with pathology of hepatobiliary system. Symptoms of gall bladder inflammation and pancreas. Clinical laboratory syndromes in diseases of hepatobiliary tract. Interpretation of laboratory and instrumental diagnostics results.
<b>Section .4</b> Examination of patients with urinary system diseases		
15.	Examination of patients with pathology of the urinary system. Laboratory and instrumental diagnostics. The main clinical laboratory syndromes in diseases of the urinary system.	Interview of the patient. Main complaints, their specification and mechanism of their emergence. Technique and technology of inspection and palpation, percussion of kidneys and bladder. Diagnostic value of the revealed changes. Laboratory and instrumental diagnostics. The main clinical laboratory syndromes in diseases of the urinary system.
<b>Section 5.</b> Examination of patients with diseases of endocrine system and metabolism. Examination of patients with blood diseases.		
16.	Interviewing, inspection of patients with pathology of the endocrine system. Palpation of the thyroid	Interview of the patient. Main complaints, their specification and mechanism of their emergence. Methods and technique of examination and palpation of the thyroid gland. "Eye symptoms". Diagnostic value of the revealed changes. Laboratory and instrumental diagnostics.
17.	Interview, examination of patients with blood diseases. Main clinical and laboratory syndromes.	Interview of a patient. Main complaints, their specification and mechanism of their emergence. Methods and techniques of examination of skin and mucous membranes and palpation of lymph nodes, liver, spleen, change of a shape of joints. Diagnostic value of the revealed changes. Laboratory and instrumental diagnostics. The leading syndromes in diseases of haematogenic organs.
18.	Final class on methods of examining the patients with abdomen pathologies, urinary system, endocrine	Final class on semiotics of intestinal tract diseases, hepatobiliary, urinary systems, haematopoietic organs with checking practical skills in a bedside manner and a written assignment, interpretation of the lab testing


Ministry of science and high education RF Ulyanovsk State University	Form	
F-Educational plan of the discipline		

	system and blood. A test.	results.
<b>Section 6. Respiratory organs diseases</b>		
19.	Pneumonia. Pleurisy	Definition of pneumonia, etiology, pathogenesis, classification. Clinic and diagnostics. Principles of therapy.
20.	Acute and chronic bronchitis. Bronchial asthma.	Bronchial asthma: Epidemiology, risk factors, pathogenesis. Signs and symptoms, diagnostics and principles of therapy.
21.	Chronic obstructive pulmonary disease. Emphysema of the lungs. Chronic pulmonary heart. Chronic respiratory insufficiency	COPD: Epidemiology, risk factors, pathogenesis. Signs and symptoms, diagnostics and principles of therapy. Complications. Emphysema of the lungs: Epidemiology, risk factors, pathogenesis. Symptoms, diagnostics
22.	Suppurative diseases of the lungs: bronchoectatic disease, abscess and gangrene of the lungs.	Epidemiology, risk factors, pathogenesis. Symptoms, diagnostics and principles of therapy.
<b>Section.7 Diseases of the cardiovascular system</b>		
23.	Rheumatic illness. Rheumatic myocarditis, pericardis, endocarditis. Articular syndrome. Laboratory and instrumental diagnostics.	Rheumatic illness. Rheumatic myocarditis, pericardis, endocarditis. Articular syndrome. Laboratory and instrumental diagnostics.
24.	Acquired heart diseases: mitral defects, defects of the tricuspid valve. An emergency aid in cardiac asthma and edema of the lungs. Acquired heart diseases: aortal defects. Idea of the concomitant and combined heart diseases	Acquired heart diseases. Disorders of hemodynamics. Clinical picture, clinical examination and diagnostics of heart diseases. Idea of concomitant and combined heart diseases.
25.	Arterial hypertension and symptomatic hypertension. An emergency aid in case of hypertensive crisis	Clinical examination of patients and diagnostics of the syndrome of arterial hypertension. Symptoms of hypertension, its instrumental diagnostics. General principles of therapy. Rendering an emergency aid in hypertensive crisis.
26.	Atherosclerosis. Coronary heart disease. Stenocardia. Myocardial infarction. An emergency aid in case of stenocardia	Atherosclerosis: etiology, pathogenesis, risk factors, diagnostics. Clinical examination of patients and diagnostics of ischemic heart disease. Stenocardia and myocardial infarction, its laboratory and instrumental diagnostics. Rendering an emergency aid to stop an anginous attack of stenocardia. General principles of therapy of



Ministry of science and high education RF Ulyanovsk State University	Form	
F-Educational plan of the discipline		

		ischemic heart disease.
<b>Section 8. Electrocardiography</b>		
27.	ECG under normal conditions and also in hypertrophy of auricles and ventricles.	Electrophysiologic bases of ECG. Signs of hypertrophy of LA, LV, RV, RA.
28.	ECG in coronary heart disease.	Electrophysiologic mechanisms. ECG signs of stenocardia attack. Role of ECG monitoring, ECG tests. ECG diagnostics of myocardial infarction, myocardial infarction stage, localization determination.
<b>Section 9. Diseases of digestive organs and hepatobiliary system</b>		
29.	Acute and chronic gastritis. Peptic ulcer and duodenum ulcers.	Acute and chronic gastritis: definition, etiology, pathogenesis, clinical examination of patients and diagnostics. Principles of treatment. Peptic ulcer of the stomach and duodenum: definition, etiology, pathogenesis, clinical examination of patients and diagnostics. Principles of treatment.
30.	Chronic hepatitis and cirrhosis of the liver. Chronic cholecystitis.	Chronic hepatitis and cirrhosis of the liver: definition, etiology, pathogenesis, clinical examination of patients and diagnostics. Principles of treatment. Chronic cholecystitis: definition, etiology, pathogenesis, clinical examination of patients and diagnostics. Principles of treatment.
31.	Examining of patients and writing of a case history	Examining of patients and writing a case history
<b>Section. 10. Kidney diseases</b>		
32.	Glomerulonephritis. Pyelonephritis.	Glomerulonephritis: definition, etiology, pathogenesis, clinical examination of patients and diagnostics. Principles of treatment. Chronic pyelonephritis: definition, etiology, pathogenesis, clinical examination of patients and diagnostics. Principles of treatment.
<b>Section 11. Diseases of endocrine organs and blood</b>		
33.	Thyrotoxicosis and hypothyrosis. Diabetes mellitus. An emergency aid at hyper glycemic and hypoglycemic comas	Thyrotoxicosis and hypothyrosis: definition, etiology, pathogenesis, clinical trial of patients and diagnostics. Principles of treatment. Diabetes mellitus: definition, etiology, pathogenesis, risk factors, clinical examination of patients and diagnostics. Principles of treatment. Emergency aid in hyper glycemic and hypoglycemic comas.
34.	Anemias. Leukoses. Hemorrhagic diathesis.	Anemias. Leukoses. Hemorrhagic diathesis.
35.	<b>Defense of the case report, certification of practical skills</b>	Defense of the case report, demonstration of practical skills

Ministry of science and high education RF Ulyanovsk State University	Form	
F-Educational plan of the discipline		

If it is necessary to use partially or exclusively remote educational technologies in the educational process, the table shows the number of hours of work of teaching staff with students for conducting classes in a remote format using e-learning

## **6. Topics of practical classes and seminars (for discussing and self-preparing of students)**

### **Section 1. General questions of propedeutics of internal diseases. Examination of patients with respiratory diseases.**

**Topic 1.** Definition of the subject «propedeutics of internal diseases». A case history block diagram. General examination of a patient.

#### **Questions on the topic:**

1. Definition of the subject «Propedeutics of Internal Diseases».
2. A block diagram of a case history form. Importance of a case report as a medical, scientific and legal document.
3. Asking a patient and its sequence.
4. General examination technique of a patient, diagnostic significance of the changes found

**Topic 2.** Asking and examination of patients with lung diseases. Chest palpation.

#### **Questions on the topic:**

1. An interview of a patient.
2. Major complaints, their detailed character and mechanisms of emergence.
3. Technique and methods of examination and palpation of the chest, diagnostic significance of the found changes
4. Chest shapes
5. Identification of chest elasticity
6. Vocal fremitus: identification, diagnostic significance of vocal fremitus changes.

**Topic 3.** Comparative percussion. Topographic percussion of the lungs.

#### **Questions on the topic:**

1. Percussion as a method of the physical examination, its physical support.
2. The role of domestic scientists in the development of this diagnostics method. Comparative percussion: types of a percussion sound, its change in norm and pathology of respiratory organs.
3. Topographic percussion of the lungs. Determination of the boundaries of a lung, motility of the lower edge.


**Topic 4.** Auscultation of the lungs: main and additional breath murmurs

#### **Questions on the topic:**

1. Auscultation of the lungs as a method of the physical examination, its physical substantiation. The role of domestic researchers in the development of this diagnostics method.
2. Main respiratory noises: vesicular and bronchial breath. Diagnostic value of the revealed changes
3. Additional respiratory murmurs: wheezes, crepitation, pleural fremitus.
4. Bronchophony: an examination technique, diagnostic value.

**Topic 5.** The main syndromes in pathology of respiratory organs.

#### **Questions to the topic:**

Ministry of science and high education RF Ulyanovsk State University	Form	
F-Educational plan of the discipline		


1. Syndrome of bronchial obstruction. Causes. Mechanisms. Clinical picture. Diagnostics.
2. Syndrome of induration of pulmonary tissue. Causes. Mechanisms. Clinical picture. Diagnostics.
3. Syndrome of compression atelectasis. Causes. Mechanisms. Clinical picture. Diagnostics.
4. Syndrome of obturation atelectasis. Causes. Mechanisms. Clinical picture. Diagnostics.
5. Syndrome of the cavity which is connected with a bronchial tube. Causes. Mechanisms. Clinical picture. Diagnostics.
6. Syndrome of the cavity which is not connected with a bronchial tube. Causes. Mechanisms. Clinical picture. Diagnostics.
7. Syndrome of air accumulation in a pleural cavity.
8. Syndrome of fluid accumulation in a pleural cavity. Causes. Mechanisms. Clinical picture. Diagnostics.
9. Syndrome of emphysema of the lungs. Causes. Mechanisms. Clinical picture. Diagnostics.
10. Laboratory and instrumental diagnostics in pathology of respiratory organs: the general analysis of sputum (the rules of collection), the analysis on flora and sensitivity to antibiotics, the analysis of pleural liquid (a different diagnostics of transsudate and exudate). Diagnostic value of the revealed changes.
11. Spirography, peakflowmetry, pulseoximetry. Technique. Diagnostic value of the revealed changes.

**Topic 6.** Test class "Methods of examination of respiratory organs".


Final class on semiotics of diseases of respiratory organs with acceptance of practical skills and abilities in a bed manner of the patient and written/oral assignment.

**Questions to the Final class.**

1. Definition of the subject "propaedeutics of internal diseases".
2. Scheme of the case report. Value of the case report as a scientific and medical and legal document.
3. Interviewing of the patient and its sequence.
4. A technique of general examination of the patient, diagnostic value of the revealed changes
5. Interviewing of the patient.
6. Main complaints, their details and mechanism of their origin.
7. A technique and procedures of examination and palpation of the chest, diagnostic value of revealed changes.
8. Shapes of the chest
9. Determination of chest elasticity
10. Vocal fremitus: definition, diagnostic value of changes of vocal fremitus.
11. Percussion as a method of a physical examination, its physical substantiation.
12. A role of domestic researchers in the development of this method of diagnostics. Comparative percussion: types of a percutory sound, changes in health and in pathologies of respiratory organs.
13. Topographical percussion of the lungs. Delimitation of the lung, motility of the bottom edge.
14. Auscultation of the lungs as a method of physical examination, its physical substantiation. A role of domestic researchers in the development of this method of diagnostics.
15. Main respiratory noise: vesicular and bronchial breath. Diagnostic value of the revealed changes

Ministry of science and high education RF Ulyanovsk State University	Form	
F-Educational plan of the discipline		

16. Additional respiratory noise: sounds, crepitation, pleural fremitus.
17. Bronchophony: a technique, diagnostic value.
18. Syndrome of bronchial obstruction. Causes. Mechanisms. Clinical picture. Diagnostics.
19. Syndrome of pulmonary tissue induration. Causes. Mechanisms. Clinical picture. Diagnostics.
20. Syndrome of compression atelectasias. Causes. Mechanisms. Clinics. Diagnostics.
21. Syndrome of an obturation atelectasias. Reasons. Mechanisms. Clinics. Diagnostics.
22. Syndrome of the cavity which is connected with a bronchial tube. Causes. Mechanisms. Clinics. Diagnostics.
23. Syndrome of the cavity which is not connected with bronchus. Causes. Mechanisms. Clinical picture. Diagnostics.
24. An air accumulation syndrome in the pleural cavity
25. A liquid accumulation syndrome in the pleural cavity. Causes. Mechanisms. Clinical picture. Diagnostics.
26. Syndrome of emphysema of the lungs. Causes. Mechanisms. Clinical picture. Diagnostics.
27. Laboratory and instrumental diagnostics in pathology of respiratory organs: the general analysis of sputum (the rules of collecting), the analysis on flora and sensitivity to antibiotics, the analysis of pleural fluid (a different diagnostics of transudate and exsudate). Diagnostic value of findings.
28. Spirography, peakflowmetry, pulseoxymetry. Technique. Diagnostic value of found changes.
- Section 2. Examination of patients with diseases of the cardiovascular system**
- Topic 7. Interviewing of patients with pathology of CCC. Measurement of arterial pressure. Examination, palpation of the heart and large vessels.
- Questions to the topic:**
1. An interview of the patient. Main complaints, their specification and mechanism of their emergence.
  2. Technique and procedures of examination and palpation of the heart area and vessels. Cardiac hump, cardiac and apex beat, main properties of an apical beat, pulse, "cat's purring". Diagnostic value of revealed changes.
  3. Measurement of arterial pressure: bases of the method, technology of measurement of pressure, rule of pressure measurement. Diagnostic value of revealed changes.
  4. Palpation of the pulse, characteristics of the pulse. Diagnostic value of revealed changes.
- Topic 8. Percussion of CCC**
- Questions to the topic:**
1. Delimitation of relative and absolute cordial dullness. Reasons of shift of limits of relative and absolute cordial dullness. Diagnostic value of the taped changes.
  2. Determination of width of a vascular fascicle
  3. Heart configurations. Diagnostic value of the taped changes.
- Topic 9. Auscultation of the heart: tones.**
- Questions to the topic:**
1. Cardiac sounds and their characteristic (force, timbre, rhythm, frequency, amount of tones).
  2. Points of auscultation of the heart.
  3. Causes of intensifying and weakening of cardiac sounds.
  4. Cantering rhythm: definition, mechanism and reasons of formation.

Ministry of science and high education RF Ulyanovsk State University	Form	
F-Educational plan of the discipline		

5. Quail rhythm: definition, mechanism and reasons of formation.

**Topic 10. Auscultation of the heart: murmurs**

**Questions to the topic:**


1. Classification of murmurs.
2. Mechanisms of murmur formation
3. Organic systolic and diastolic sounds.
4. Functional sounds: nun's murmur, Steel's hum, mammarny, abdominal hum, Grekhema-Still's hum, hum Austin-Flint.
5. Endocardiac, extracardiac and vascular murmurs.
6. Diagnostic value of revealed changes.

**Topic 11.** Testing class. «Methods of examination in pathology of the cardiovascular system».

Final class on semiotics of diseases of cardiovascular organs with passing a test of practical skills in a bedside manner with a written assignment.

**Questions for the class:**

1. Relative cardiac dullness: the notion, a technique of determining. What segments of the heart are the boundaries of relative cardiac dullness formed with?
2. Boundaries of the relative cardiac dullness in health.
3. Boundary changes of relative cardiac dullness in pathology. The notion of mitral and aortal heart configuration.
4. Absolute cardiac dullness: the notion, a technique of determining. The boundaries of absolute cardiac dullness in health. Boundary changes of absolute cardiac dullness in pathology.
5. Inspection and palpation of the heart area. Apex beat of the heart, a technique of its detection.
6. Characteristics of apex beat in health and in pathology. Apex beat, clinical significance of its detection.
7. Flutter in the heart area («cat's purring»), a clinical significance.
8. Pulse, its properties, a technique of measuring. Pulse deficiency, a technique of determining, clinical significance.
9. Auscultation of arteries.
10. Arterial pressure (AP). A technique of measuring AP by means of an auscultation method proposed by N.S.Korotkov (a sequence of doctor's actions). Readings of systolic AP and diastolic AP in health.
11. Auscultation as a method of examination. Founders of this method. Ways of auscultation.
12. Projection sites of the heart valves and compulsory points of heart auscultation (major and additional).
13. Heart tones (I, II, III, IV), mechanisms of their formation.
14. Distinctions of heart tone I from tone II.
15. What are cardiac murmurs?
16. List variants of murmurs in relation to cardiac activity phases; according to their length; loudness; tembre.
17. List the classification of cardiac murmurs.
18. What are intracardiac organic and functional murmurs?
19. What are extracardiac murmurs, what is the cause of their emergence? List the clinical variants of extracardiac murmurs.
20. List major characteristics of murmurs in insufficiency of the mitral valve.

Ministry of science and high education RF Ulyanovsk State University	Form	
F-Educational plan of the discipline		

21. What is the cause of murmurs occurrence with this defect? What diseases lead to this defect?
22. List major characteristics of murmurs in case of stenosis of the left atrioventricular opening.
23. What is the cause of arising the murmurs in stenosis of the left atrioventricular opening? What diseases lead to the development of this defect?
24. Call major characteristics of murmurs in insufficiency of the aorta valves?
25. What is the cause of murmur appearance in case of the aorta valves' insufficiency? What diseases lead to this defect?
26. List major characteristics of murmurs in case of aortic stenosis.
27. What are the causes of murmur occurrence in case aortic stenosis? What diseases lead to the formation of this defect?
28. List major characteristics of a murmur in case of stenosis of the right atrioventricular opening and the cause of its manifestation in this defect?
29. List the causes of arising functional intracardiac murmurs and the states in which they develop.
30. Give the characteristics of functional intracardiac murmurs: Steel murmur, Austin Flint murmur.

**Section 3.** Examination of patients with diseases of digestive organs.

**Topic 12.** An interview and inspection of patients with pathology of digestive organs.

**Questions to the topic:**

1. An interview of patients with pathology of digestive organs, a detailed character of complaints and a mechanism of their development.
2. Inspection patients with pathology of digestive organs. Diagnostic significance of revealed changes.
3. Shapes of the abdomen, its symmetry, participation in a breathing act, peristaltic and anti-peristaltic movements, development of subcutaneous venous anastomoses.

**Topic 13.** Superficial and comparative palpation of the abdomen. Percussion of the abdomen: definition of ascite, Methods of determining the lower boundary of the stomach. Auscultation of the abdomen.


**Questions to the topic:**

1. Palpation of the abdomen. Superficial palpation (tenderness, tension, hernia orifices, rebound tenderness),
2. Deep palpation of the abdomen cavity organs: a technique. Diagnostic significance of revealed changes.
3. Percussion and auscultation of the abdomen.
4. Laboratory and instrumental diagnostics in diseases of gastrointestinal tract. Diagnostic significance of revealed changes.
5. Major clinical syndromes: malabsorption, maldigestion, «Acute abdomen», gastrointestinal bleeding.

**Topic 14.** An interview, inspection of patients with pathology of the hepatobiliary system. Major clinical syndromes.

**Questions to the topic:**

1. Complaints of patients with pathology of hepatobiliary syndrome, mechanisms, diagnostic significance.
2. Peculiarities of a case history.
3. Peculiarities of inspection of patients with pathology of hepatobiliary system.
4. Palpation and percussion of the liver, «gald bladder symptoms»

Ministry of science and high education RF Ulyanovsk State University	Form	
F-Educational plan of the discipline		

5. Syndromes of the liver pathology and bile ducts.

6. Clinical interpretation of findings from laboratory and instrumental methods of examination.

**Section 4.** Examination of patients with diseases of the urinary system

**Topic 15.** Examination of patients with pathology of the urinary system. Laboratory and clinical diagnostics. Major clinical syndromes in diseases of the urinary system.

**Questions to the topic:**

1. Complaints of patients with pathology of urinary system, mechanism, diagnostic significance.
2. Peculiarities of a case history.
3. Peculiarities of inspection of patients with pathology of urinary system.
4. Palpation of kidneys
5. Major syndromes in pathology of urinary organs.

**Section 5.** Examination of patients with diseases of endocrine system and metabolism.

Examination of patients with blood diseases.

**Topic 16.** An interview, inspection of patients with pathology of endocrine system. Palpation of the thyroid gland.

**Questions to the topic:**

1. An interview of a patient. Major complaints, their detailed character and a mechanism of emergence.
2. Technique and procedures of inspection and palpation of the thyroid. Diagnostic significance of revealed changes.
3. «Eye symptoms». Diagnostic significance of revealed changes.
4. Laboratory and instrumental diagnostics.

**Topic 17.** An interview, inspection of patients with blood diseases. Major clinical syndromes

**Questions to the topic:**


1. An interview of the patient. Major complaints, their detailed character and a mechanism of emergence.
2. Technique and procedures of skin and mucous membrane inspection and palpation of lymphatic nodes, the liver, spleen, a change of joint shapes. Diagnostic significance of revealed changes.
3. Laboratory and instrumental diagnostics.
4. Main syndromes in diseases of haematogenic organs: general anemia, sideropenic, hemolytic, funicular myelosis, lymphadenopathy, splenomegaly, hemorrhagic.

**Topic 18.** Testing class on techniques of examining patients with pathology of the abdomen organs, urinary system, endocrine system and blood.

Final class on semiotics of diseases of gastrointestinal tract, hepatobiliary, urinary systems, haematogenic organs with testing practical skills in a bedside manner and with a written assignment, interpretation of the lab tests.


**Questions to the topic:**

1. Complaints of patients with diseases of digestive organs.
2. Inspection of the mouth cavity.
3. Inspection of the abdomen. Distinctive signs of the abdomen enlargement in case of ascite, flatulence and obesity.
4. Percussion and auscultation of the abdomen.
5. Requirements, set to the correct position of the patient and a doctor while palpating the abdomen.
6. A technique of superficial palpation of the abdomen and its objectives.

Ministry of science and high education RF Ulyanovsk State University	Form	
F-Educational plan of the discipline		

7. Deep, sliding palpation, methodical palpation of the abdomen organs proposed by V.P. Obratsov and N.D. Strazhesko: intestinal part, the stomach, the liver, pancreas, spleen, kidneys.
8. What are the most common complaints do patients with diseases of the liver and the gallbladder have? How should they be separated?
9. What signs of hepatic diseases can be found in general inspection?
10. The upper and lower boundaries of absolute dullness of the liver. How are the measures of the liver determined?
11. Technique of palpation of the liver and gallbladder.
12. Values of bilirubin and its fractions, its metabolism in health and in pathology. Jaundice.
13. Values of protein metabolism under normal conditions and how they are changed in pathology?
14. Values of lipid metabolism under normal conditions and how they change in pathology?
15. How is carbohydrate function of the liver studied? What are its values under normal conditions and in pathology?
16. Diagnostic significance of blood sample testing, its normal values.
17. Diagnostic significance of cholecystography, liver scans, ultrasound examination, laparoscopy, puncture biopsy.
18. Major syndromes in diseases of the liver and bile ducts: cholestasis, mesenchymal inflammation, cytolysis of hepatocytes, hepatocellular insufficiency, portal hypertension, hepatolienal, hemorrhagic and edematous.
19. Complaints of patients with diseases of urinary organs.
20. Findings of general inspection in renal patients.
21. Palpation of kidneys and urinary bladder. Definition of the Pasternatsky symptom and pain points in diseases of urinary organs, auscultation of renal vessels.
22. Rules of collecting urine for general urinalysis.
23. General urinalysis. Examination of physical properties of urine (color, transparency, smell, density).
24. Chemical examination of urine: reaction, protein determination in urine (with sulphosalicylic and nitric acid), determination of glucose (qualitative reaction with reagents Heines and Nilander and quantitative determination by means of polarimetric and colorimetric methods), determination of ketone bodies (Lange test), bilirubin (Rozin test), urobilinoids (Bogomolov and Florence tests).
25. Microscopic examination of a urine sediment (epithelial cells, leukocytes, erythrocytes, casts, salts).
26. Diagnostic interpretation of revealed urine values.
27. Urinalysis according to Kakovsky-Addis and Nechiporenko, its normal values and diagnostic significance of revealed changes.
28. How are the tests according to Zimnitsky carried out, for dilution and concentration? Their normal values and how they change in dysfunction of kidneys?
29. Major clinical syndromes in renal diseases: urinary, hypertensive, nephropathic.
30. What symptoms is nephrotic syndrome manifested by?
31. Complaints of patients with diseases of the blood system.
32. Direct examination of hematologic patients (inspection, palpation of lymphatic nodes, the liver, spleen).
33. Contemporary scheme of blood formation.
34. Morphologic analysis of peripheral blood, and its values in a healthy person.



Ministry of science and high education RF Ulyanovsk State University	Form	
F-Educational plan of the discipline		

35. Peripheral blood composition changes and myelograms in major hematologic diseases.

**Section 6.** Diseases of the respiratory organs.

**Topic 19.** Community-acquired and nosocomial pneumonia. Pleurisy.

**Questions to the topic:**

1. Pneumonia - definition, risk factors, symptoms, clinical diagnostics. Therapy principles. The notion of a rational antibiotics therapy.
2. Pleurisy: dry and exudative – definition, etiology, symptoms, clinical diagnostics. Technique of pleural puncture.

**Topic 20.** Acute and chronic bronchitis. Bronchial asthma.

**Questions to the topic:**

1. Bronchial asthma: Epidemiology, risk factors, pathogenesis. Symptoms, diagnostics and therapy principles.

**Topic 21.** Chronic obstructive disease of the lungs. Emphysema of the lungs. Chronic pulmonary heart. Chronic respiratory insufficiency.

**Questions to the topic:**

1. Chronic obstructive disease of the lungs: Epidemiology, risk factors, pathogenesis. Symptoms, diagnostics и therapy principles. Complications.
2. Emphysema of the lungs: Epidemiology, risk factors, pathogenesis. Symptoms, diagnostics.
3. Chronic pulmonary heart: definition, etiology, pathogenesis, clinical manifestations, diagnostics.
4. Chronic respiratory insufficiency: definition, etiology, pathogenesis, clinical manifestations, diagnostics.

**Topic 22.** Suppurative diseases of the lungs: bronchiectatic disease, abscess and gangrene of the lungs.

**Questions to the topic:**

1. Abscess of the lungs - definition, risk factors, symptoms, clinical diagnostics.
2. Bronchiectatic disease - definition, risk factors, symptoms, clinical diagnostics
3. Gangrene of the lung - definition, risk factors, symptoms, clinical diagnostics.

**Section.7** Diseases of the cardiovascular system.

**Topic 23.** Rheumatic disease. Rheumatic myocarditis, pericarditis, endocarditis. Articular syndrome. Laboratory and instrumental diagnostics.


**Questions to the topic:**

1. Rheumatic fever and rheumatic disease: definition, etiology, diagnosis criteria.
2. Rheumatic myocarditis, pericarditis, endocarditis. Articular syndrome.
3. Laboratory and instrumental diagnostics.
4. Treatment principles.

**Topic 24.** Acquired heart defects: mitral valvular disease, tricuspid valve defects. Emergency aid in case of a heart attack, cardiac asthma and lung edema. Acquired heart defects: aorta defects. Introduction to combined and concomitant heart defects.

**Questions to the topic:**

1. Mitral valvular failure – causes, hemodynamics disorder, diagnostics
2. Stenosis of mitral orifice - causes, hemodynamics disorder, diagnostics
3. Aorta valve insufficiency: causes, hemodynamic disorder, diagnostics
4. Aortic stenosis: causes, hemodynamics disorder, diagnostics
5. Недостаточность клапана легочной артерии.

Ministry of science and high education RF Ulyanovsk State University	Form	
F-Educational plan of the discipline		

6. Aortic stenosis: causes, hemodynamics disorder, diagnostics

7. Introduction to combined and concomitant heart defects.

**Topic 25.** Arterial hypertension and symptomatic hypertension. Urgent aid in case of hypertensive crisis

**Questions to the topic:**

1. Clinical examination of patients and diagnostics of arterial hypertension syndrome. Symptoms of hypertensive disease, its instrumental diagnostics.
2. General therapy principles.
3. Urgent aid in case of hypertensive crises.

**Topic 26.** Atherosclerosis. Ischemic heart disease. Stenocardia. Myocardial infarction. Urgent aid in case of stenocardia.

**Questions to the topic:**

1. Atherosclerosis: etiology, pathogenesis, risk factors, diagnostics.
2. Clinical examination of patients and diagnostics of IHD.
3. Stenocardia: laboratory and instrumental diagnostics.
4. Myocardial infarction, laboratory and instrumental diagnostics.
5. Rendering urgent aid in arresting angina attack in case of stenocardia.
6. General therapy principles of IHD.

**Section 8.** Electrocardiography

**Topic 27.** ECG in health and in ventricular and atria hypertrophy.

**Questions to the topic:**

1. The notion of ECG, a technique of taking ECG. Electrophysiological fundamentals of ECG.
2. Signs of hypertrophy LV
3. Signs of hypertrophy LA
4. Signs of hypertrophy RV
5. Signs of hypertrophy RA

**Topic 28.** ECG in ischemic disease.

**Questions to the topic:**

1. Electrophysiological mechanisms.
2. ECG signs of a stenocardia attack.
3. Role of monitoring ECG, ECG tests.
4. ECG diagnostics of myocardial infarction, stages of myocardial infarction, site determination.

**Section 9.** Diseases of digestive organs and hepatobiliary system

**Topic 29.** Acute and chronic gastritis. Gastric ulcer and duodenum ulcers.


**Questions to the topic.**

1. Acute gastritis: definition, etiology, pathogenesis, clinical examination patients и diagnostics. Treatment principles.
2. Chronic gastritis: definition, etiology, pathogenesis, clinical examination patients and diagnostics. Treatment principles.
3. Stomach ulcer and duodenum ulcer: definition, etiology, pathogenesis, clinical examination patients и diagnostics. Treatment principles.

**Topic 30.** Chronic hepatitis and cirrhosis of the liver. Chronic cholecystitis.

**Questions to the topic:**

1. Chronic hepatitis: definition, etiology, pathogenesis, clinical examination patients and diagnostics. Treatment principles.
2. Cirrhosis of the liver: definition, etiology, pathogenesis, clinical examination

Ministry of science and high education RF Ulyanovsk State University	Form	
F-Educational plan of the discipline		

patients and diagnostics. Treatment principles.

3. Chronic cholecystitis: definition, etiology, pathogenesis, clinical examination patients and diagnostics. Treatment principles.

**Section. 10.** Renal diseases.

**Topic 31.** Inspection of patients and writing of a case history.

**Topic 32.** Glomerulonephritis. Pyelonephritis.

**Questions to the topic:**

1. Acute glomerulonephritis - definition, etiology, symptoms, clinical diagnostics.
2. Chronic glomerulonephritis - definition, etiology, symptoms, clinical diagnostics.
3. Pyelonephritis - definition, etiology, symptoms, clinical diagnostics.

**Section 11.** Diseases of endocrine organs and blood

**Topic 33.** Thyrotoxicosis and hypothyrosis. Diabetes mellitus. An emergency aid in case of hyperglycemic and hypoglycemic comas.

**Questions to the topic:**

1. Diffuse toxic goiter - definition, etiology, symptoms, clinical diagnostics
2. Hypothyrosis - definition, etiology, symptoms, clinical diagnostics
3. Diabetes mellitus - definition, etiology, symptoms, clinical diagnostics, types of DM.
4. Urgent aid in case of hyperglycemic coma
5. Urgent aid in case of hypoglycemic coma

**Topic 34.** Anemia. Leukemia. Hemorrhagic diathsisis.

**Questions to the topic:**

1. Anemias – Classification, definition, etiology.
2. Iron deficiency anemia: definition, etiology, symptoms, clinical diagnostics.
3. Biermer disease: definition, etiology, symptoms, clinical diagnostics.
4. Hemorrhagic diathesis - definition, etiology.
5. Schonlein-Henoch disease: symptoms, clinical diagnostics.
6. Werlhof disease: definition, etiology, symptoms, clinical diagnostics.
7. Hemophilia: definition, etiology, symptoms, clinical diagnostics.
8. Leukemia – Classification, definition, etiology.
9. Acute leukemia: Classification, definition, etiology, symptoms, clinical diagnostics.
10. Chronic myeloleukemia: Classification, definition, etiology, symptoms, clinical diagnostics.
11. Chronic lympholeukemia: Classification, definition, etiology, symptoms, clinical diagnostics.

**Topic 35.** Case history defense. Demonstration of practical skills.

## **7. LABORATORY CLASSES**


**Not provided.**

## **8. SUBJECTS OF COURSE PAPERS, TESTS, ESSAYS**


**Not provided.**

### **1. Questions for exam on discipline “Propedeutics of internal diseases”**


1. Functional systolic murmurs: causes, mechanism of occurrence, properties.
2. Lung Emphysema: definition, etiology, pathogenesis, clinical manifestations, diagnosis
3. Extracardiac murmurs: A pericardial murmur, cardiopulmonary, pleurocardial murmur.

Ministry of science and high education RF Ulyanovsk State University	Form	
F-Educational plan of the discipline		

4. Rheumatic heart disease: etiology, pathogenesis, clinical manifestation
5. Rheumatic heart disease: laboratory and instrumental diagnostics, major and minor diagnostic criteria.
6. Organic systolic heart murmur: causes, characteristics, mechanism of occurrence.
7. Ischemic heart disease. Angina pectoris: etiology, risk factors, pathogenesis, clinical manifestations, diagnosis (ECG).
8. Acute left ventricular failure: cardiac asthma (interstitial) and alveolar pulmonary edema. Diagnostics, principles of treatment.
9. Chronic respiratory failure: etiology, pathogenesis, classification, clinical manifestations, diagnosis
10. Heart percussion. Normal contours of the heart.
11. The pathological configurations of the heart (mitral I, mitral II, aortic heart configurations), causes, description, hemodynamic abnormalities.
12. The pathological configurations of the heart (trapezoid, drop, spherical, "cor bovinum" configurations), causes, description, hemodynamic abnormalities.
13. Heart percussion: relative heart dullness boundaries
14. Heart percussion: absolute heart dullness boundaries
15. Mitral stenosis: etiology, hemodynamic abnormalities, clinical manifestations (auscultation data), diagnosis.
16. The concept of the rhythm of a quail, diagnostic value.
17. Chronic heart failure. Stages by N. D. Strazhesko, V. H. Vasilenko, functional classes of chronic heart failure by NYHA.
18. III and IV heart sounds in health and disease. The concept of the gallop rhythm, its diagnostic value.
19. Arterial Hypertension. Definition, etiology, pathogenesis. Risk factors. The degrees of hypertension.
20. Arterial Hypertension. Symptoms of lesions of target organs. Principles stages classification
21. Stenosis of aorta: causes, hemodynamic abnormalities, clinical (auscultation data) and instrumental diagnostics.
22. Insufficiency of the tricuspid valve: causes, hemodynamic abnormalities, clinical (auscultation data) and instrumental diagnostics.
23. Aortic valve insufficiency: causes, hemodynamic abnormalities, clinical (auscultation data) and instrumental diagnostics.
24. Organic diastolic heart murmurs: causes, hemodynamic abnormalities, diagnostic value
25. Mitral valve insufficiency (mitral incompetence): causes, hemodynamic abnormalities, clinical (auscultation data) and instrumental diagnostics.
26. II the tone of the heart, the mechanism of formation, components of II heart tone.
27. II the tone of the heart: Diagnostic value of enhancing, diminishing, splitting II tone.
28. Extrasystolic arrhythmia clinical and electrocardiographic signs.
29. Atrial fibrillation: clinical and electrocardiographic signs.
30. Ventricular fibrillation: clinical and electrocardiographic signs.
31. Atrial flutter: clinical and electrocardiographic signs.
32. Conduction disorders: AV-block of I, II, III degree. Clinical and electrocardiographic signs.
33. Conduction disorders: left bundle branches block. Clinical and electrocardiographic signs.

Ministry of science and high education RF Ulyanovsk State University	Form	
F-Educational plan of the discipline		


34. Conduction disorders: right bundle branches block. Clinical and electrocardiographic signs.
35. Ischemic heart disease: myocardial infarction. Etiology, pathogenesis. Risk factors. The main clinical and laboratory syndromes.
36. Ischemic heart disease: myocardial infarction. Instrumental diagnostics (ECG).
37. Apex beat: its properties in norm.
38. I the tone of the heart, the mechanism of formation.
39. Diagnostic value of I changes tone: weakening, strengthening, split.
40. Ischemic heart disease: postinfarction cardiosclerosis. Clinical manifestations, diagnosis (ECG).
41. Sputum analysis, diagnostic value
42. Voical fremitus: definition, characteristic in norm and pathology.
43. The syndrome of lung consolidation: causes, inspection, palpation, percussion, auscultation, R-graphic data
44. Syndrome of the air cavity in the lungs: causes, inspection, palpation, percussion, auscultation, R-graphic data.
45. Acute bronchitis: definition, etiology, clinical manifestations, diagnosis. Principles of treatment
46. Crepitus (crepitation, fine crackles): causes and mechanism of formation, diagnostic value. How to differ from moist rales (bubles).
47. Pleural RUB, causes, how to differ from wheezes.
48. Crackles (moister rales, bubles): causes and mechanism of formation, types, diagnostic value.
49. Bronchial asthma: definition, etiology, clinical manifestations,
50. Bronchial asthma: laboratory and instrumental (spirometry) diagnostics.
51. Pneumonia: definition, etiology, clinical symptoms,
52. Pneumonia: laboratory and instrumental diagnostics.
53. Syndrome pneumothorax: etiology, clinical manifestations, inspection, palpation, percussion, auscultation.
54. Syndrome of pleural effusion: causes, symptoms.
55. How to differ exudate from transudate.
56. Spirometry. The main types of impaired lung ventilation function (obstructive, restrictive, mixed).
57. Laryngotraheal breathing in health and pathology, diagnostic value.
58. The syndrome of emphysema: causes, inspection, palpation, percussion, auscultation.
59. Auscultation as a method of research of the patient. Vesicular breath sound: definition, mechanism of formation, in health and pathology, diagnostic value.
60. Cor pulmonale: definition, mechanism of development, clinical manifestations, diagnosis.
61. Vesicular breathing: mechanism, types, causes of strengthening and weakening.
62. Syndrome of portal hypertension: causes, symptoms, diagnostics.
63. Liver cirrhosis: definition, etiology, clinical and laboratory syndromes.
64. Syndrome of jaundice: types, clinical manifestations, laboratory diagnosis.
65. Peptic ulcer and 12 duodenal ulcer. The etiology, risk factors, symptoms, diagnosis.
66. Malabsorption syndrome: causes, etiology, clinical and laboratory manifestations. Indicators of coprogram.
67. Chronic cholecystitis: definition, etiology, main clinical symptoms, laboratory and instrumental diagnostics.

Ministry of science and high education RF Ulyanovsk State University	Form	
F-Educational plan of the discipline		


68. Chronic gastritis: definition, etiology, main clinical symptoms, laboratory and instrumental diagnostics.
69. Syndrome of mesenchymal inflammation: etiology, clinical-laboratory diagnostics
70. Syndrome of acute abdomen: causes, clinical-laboratory and instrumental diagnostics.
71. Chronic hepatitis: definition, etiology, clinical and laboratory diagnosis.
72. Syndrome of gastrointestinal bleeding: local and systemic symptoms
73. Urinalysis in kidneys diseases.
74. Chronic diffuse glomerulonephritis: definition, etiology, main clinical syndromes, laboratory diagnosis.
75. Functional tests of the kidneys: urinalysis, test by Zymnicky, determination of glomerular filtration rate.
76. Acute diffuse glomerulonephritis: definition, etiology, syndromes.
77. Nephrotic syndrome: causes, clinical and laboratory diagnosis.
78. Diffuse toxic goiter (thyrotoxicosis): etiology, clinical-laboratory and instrumental diagnostics.
79. Diabetes mellitus I type: definition, types, etiology. Clinical, laboratory and instrumental diagnostics.
80. Diabetes mellitus II type: definition, types, etiology. Clinical, laboratory and instrumental diagnostics.
81. Acute leukemia. Etiology, clinical symptomatology, diagnosis symptoms diagnosis.
82. B-12 deficiency anemia: etiology, clinical and laboratory diagnosis.
83. Iron- deficiency anemia: etiology, clinical and laboratory diagnosis.
84. Chronic myeloid leucosis. Etiology, clinical symptomatology, diagnosis symptoms diagnosis.
85. Chronic lymphoid leucosis. Etiology, clinical symptomatology, diagnosis symptoms diagnosis.

## 10. SELF-STUDY WORK OF STUDENTS

№	Name of the section / subject	Types of SSW	Total number of hours	Current control
<b>Section 1. General questions of Introduction to Internal Disease. Methods of patients with pulmonary diseases</b>				
1	Fundamental significance of «Introduction to Internal Disease». The circuit of case of histories of the patient. General inspection of the patient	Study of literature	3	Questioning
2.	Patient's interview and inspection with pulmonary diseases. Chest palpation.	Study of literature	2	Questioning, testing,
		Mastering practical skills according check lists	1	Checking practical skills according check lists
3.	Comparative percussion of the	Study of literature	1	Questioning,


Ministry of science and high education RF Ulyanovsk State University	Form	
F-Educational plan of the discipline		

	lungs. Topographic percussion of the lungs.			testing, Checking practical skills according check lists
		Mastering practical skills according check lists	2	
4.	Lungs auscultation: the basic and adventitious breath sounds	Study of literature	2	Questioning, testing,
		Mastering practical skills according check lists	1	Checking practical skills according check lists
5.	The main clinical syndromes with pulmonary diseases	Study of literature	3	Questioning, testing
6.	Control check-up of «Methods of patients with pulmonary diseases».	Study of literature	1	Questioning, testing,
		Mastering practical skills according check lists	2	Checking practical skills according check lists
<b>Section II. Methods of patients with cardiovascular diseases</b>				
7.	Patient's interview with cardiovascular diseases. Measurement of BP by the Korotkov's method (on the arms and on the legs). Inspection and palpation of the precordium. Examination of peripheral arteries and veins.	Study of literature	3	Questioning
8.	The heart percussion (determination of the relative and superficial cardiac dullness borders). Defining of vascular bundle borders. Configurations of the heart.	Study of literature	1	Questioning, testing,
		Mastering practical skills according check lists	2	Checking practical skills according check lists
9.	The heart auscultation: normal heart sounds pathology.	Study of literature	1	Questioning, testing,
		Mastering practical skills according check lists	2	Checking practical skills according check lists
10.	The heart auscultation: heart murmurs.	Study of literature	1	Questioning, testing,


Ministry of science and high education RF Ulyanovsk State University	Form	
F-Educational plan of the discipline		

		Mastering practical skills according check lists	2	Checking practical skills according check lists
11.	Control check of «Methods of patients with cardiovascular diseases».	Study of literature	1	Questioning, testing,
		Mastering practical skills according check lists	2	Checking practical skills according check lists
<b>Section III. Methods of patients with gastrointestinal diseases</b>				
12.	Patient's interview and examination of patients with gastrointestinal diseases.	Study of literature	3	Questioning
13.	Superficial and comparative palpation of the abdomen. Methodical deep sliding palpation after V.P. Obratsov and N.D. Strazhesko. Percussion of the abdomen: determination of ascites, methods of finding the lower boundary of the stomach. Auscultation of the abdomen.	Study of literature	1	Questioning, testing,
		Mastering practical skills according check lists	2	Checking practical skills according check lists
14.	Patient's interview and examination of hepatobiliary system. The main clinical laboratory syndromes.	Study of literature	1	Questioning, testing,
		Mastering practical skills according check lists	2	Checking practical skills according check lists
<b>Section IV. Methods of patients with urinary system diseases.</b>				
15.	Patient's interview and examination of patients with urinary system diseases. The main clinical laboratory syndromes.	Study of literature	1	Questioning, testing,
		Mastering practical skills according check lists	2	Checking practical skills according check lists
<b>Section V. Methods of patients with endocrine glands and system of blood diseases.</b>				
16.	Patient's interview and examination of endocrine glands diseases. Thyroid gland palpation.	Study of literature	2	Questioning, testing,
		Mastering practical skills according check lists	1	Checking practical




Ministry of science and high education RF Ulyanovsk State University	Form	
F-Educational plan of the discipline		

				skills according check lists
17.	Interviewing, examination of patients with blood diseases. The main clinical laboratory syndromes.	Study of literature	2	Questioning, testing,
		Mastering practical skills according check lists	1	Checking practical skills according check lists
18.	Control class to check the topics «Methods of examining the patients with gastrointestinal diseases, urinary system, diseases of the endocrine system and blood. Test	Study of literature	1	Questioning, testing,
		Mastering practical skills according check lists	2	Checking practical skills according check lists
<b>Section VI. Semiotics of respiratory system diseases.</b>				
19.	Pneumonia: definition, classification, symptoms, laboratory and instrumental diagnostics. Pleuritis. First aid by anaphylaxis.	Study of literature Mastering practical skills according check lists	1	Questioning, testing, Checking practical skills according check lists
20.	Acute and chronic bronchitis. Bronchial asthma. COPD. Emphysema. First aid by asphyxiation and asthmatic status.	Study of literature Mastering practical skills according check lists	1	Questioning, testing, Checking practical skills according check lists
21.	Piogenic diseases of the lungs: Bronchiectasis, abscess and gangrene of the lungs. First aid with pulmonary bleeding. Suppurative diseases of the lungs: bronchiectatic diseases, abscess and gangrene of the lungs.	Study of literature Mastering practical skills according check lists	1	Questioning, testing, Checking practical skills according check lists
<b>Section VII. Semiotics of cardiovascular system diseases.</b>				
22.	Rheumatic fever: endocarditis, myocarditis, pericarditis. Articulate syndrome. Laboratory	Study of literature Mastering practical skills according check lists	1	Questioning, testing, Checking practical skills


Ministry of science and high education RF Ulyanovsk State University	Form	
F-Educational plan of the discipline		

	and instrumental diagnostics.			according check lists
23.	Acquired valvular heart disease (mitral, aortic, tricuspid valvular heart disease). First aid by cardiac asthma and edema of lungs. Introduction to concomitant and combined heart defects	Study of literature Mastering practical skills according check lists	1	Questioning, testing, Checking practical skills according check lists
24.	Arterial hypertensions. Symptomatic hy-pertensions. First pre-medical aid for hypertensive crisis.	Study of literature Mastering practical skills according check lists	1	Questioning, testing, Checking practical skills according check lists
25.	Atherosclerosis. Ischemic heart disease. Angina pectoris and myocardial infarction. First aid by angina pectoris.	Study of literature Mastering practical skills according check lists	1	Questioning, testing, Checking practical skills according check lists
<b>Section VIII. Electrocardiographia</b>				
26.	Normal electrocardiogram (ECG). ECG in heart chambers hypertrophy.	Study of literature	1	Questioning, testing
27.	ECG changes in Coronary Heart Disease.	Study of literature	1	Questioning, testing
28.	ECG in automatism and conduction disorders.	Study of literature	1	Questioning, testing
<b>Section IX. Semiotics of gastrointestinal and hepatobiliary system diseases.</b>				
29.	Acute and chronic gastritis. Peptic ulcer disease.	Study of literature	1	Questioning, testing, checking practical skills according check lists
30.	Chronic hepatitis and cirrhosis. Chronic cholecystitis.	Study of literature Mastering practical skills according check lists	1	Questioning, testing, Checking practical skills according check lists

Ministry of science and high education RF Ulyanovsk State University	Form	
F-Educational plan of the discipline		

31.	A patient examination and writing of a case report.	Study of literature	2	Questioning
<b>Section X. Kidney disease</b>				
32.	Glomerulonephritis. Pyelonephritis.	Study of literature Mastering practical skills according check lists	1	Questioning, testing, Checking practical skills according check lists
<b>Section XI. Endocrine organs diseases and blood</b>				
33.	Thyrotoxicosis and hypothyrosis. Diabetes mellitus. The urgent assistance in case of hyperleukemic and hypoglycemic comas	Study of literature Mastering practical skills according check lists	1	Questioning, testing, Checking practical skills according check lists
34.	Anemias. Leukoses. Hemorrhagic diathesis.	Study of literature Mastering practical skills according check lists	1	Questioning, testing, Checking practical skills according check lists
35.	Discussion of students' case reports, check of practical skills.	Study of literature	1	Questioning, testing,
		Mastering practical skills according check lists	1	Checking practical skills according check lists
	Exam	Study of literature	2	Questioning, testing,
		Mastering practical skills according check lists	2	Checking practical skills according check lists
	Total		77	

## 11. EDUCATIONAL-METHODICAL AND INFORMATION SUPPORT OF DISCIPLINE

Ministry of science and high education RF Ulyanovsk State University	Form	
F-Educational plan of the discipline		

a) List of recommended literature

Core reading:

1. Smirnova, A. Yu. Internal diseases propedeutics : textbook of medicine for medicine faculty students. P. 1. Diagnostics of pulmonary diseases / Smirnova A. Yu., V. V. Gnoevykh ; Ulyanovsk State University, Insitute of Medicine, Ecology and Physical culture. - Электрон. текстовые дан. (1 файл : 5,95 МБ). - Ulyanovsk : ULSU, 2016. - Текст на англ. яз. - Загл. с экрана. - Текст : электронный <http://lib.ulsu.ru/MegaPro/Download/MObject/437>
2. Smirnova, A. Yu. Internal diseases propedeutics : textbook of medicine for medicine faculty students. P. 2. Diagnostics of cardiovascular diseases / Smirnova A. Yu., V. V. Gnoevykh ; Ulyanovsk State University, Insitute of Medicine, Ecology and Physical culture. - Электрон. текстовые дан. (1 файл : 18,7 МБ). - Ulyanovsk : ULSU, 2017. - Текст на англ. яз. - Загл. с экрана. - Текст : электронный <http://lib.ulsu.ru/MegaPro/Download/MObject/373>
3. Smirnova, A. Yu. Internal diseases propedeutics : textbook of medicine for medicine faculty students. Part 3. Diagnostics of diseases of gastrointestinal tract and kidneys / Smirnova A. Yu., V. V. Gnoevykh ; Ulyanovsk State University, Insitute of Medicine, Ecology and Physical culture. - Электрон. текстовые дан. (1 файл : 30,6 МБ). - Ulyanovsk : ULSU, 2017. - Текст на англ. яз. - Загл. с экрана. - Текст : электронный <http://lib.ulsu.ru/MegaPro/Download/MObject/1186>

Supplementary reading:

1. Ивашкин В.Т., Internal diseases propedeutics [Electronic resource] / Ivashkin V.T., Okhlobystin A.V. - М. : ГЭОТАР-Медиа, 2016. - 176 с. - ISBN 978-5-9704-3601-1 - Access mode:: <http://www.studentlibrary.ru/book/ISBN9785970436011.html>
2. Oslopov V.N., Case history of therapeutic patient [Electronic resource] : manual / V. N. Oslopov, O. V. Vогoyavlenskaya, Yu. V. Oslopova et al. - М. : ГЭОТАР-Медиа, 2014. - 176 с. - ISBN 978-5-9704-3383-6 - Access mode:: <http://www.studentlibrary.ru/book/ISBN9785970433836.html>

Educational and methodical literature

1. Smirnova A. Yu. Methodical instructions for the student at the discipline "Propedeutics of internal diseases" for specialty 31.05.01 "General medicine» / Smirnova A. Yu.; Ulyanovsk state university. - Ulyanovsk : UISU, 2019. - Загл. с экрана; Неопубликованный ресурс; На англ. яз. - Электрон. текстовые дан. (1 файл : 675 КБ). - Текст : электронный. - <http://lib.ulsu.ru/MegaPro/Download/MObject/6086>
2. Smirnova A. Yu. Methodical instructions for the self-independent work of the students at the discipline "Propedeutics of internal diseases" for specialty 31.05.01 "General medicine» / Smirnova A. Yu.; Ulyanovsk state university. - Ulyanovsk : UISU, 2019. - Загл. с экрана; Неопубликованный ресурс; На англ. яз. - Электрон. текстовые дан. (1 файл : 670 КБ). - Текст : электронный. - <http://lib.ulsu.ru/MegaPro/Download/MObject/6087>

Agreed:

**ДИРЕКТОР НБ**


\_\_\_\_\_  
The position of the worker scientific library

**БУРХАНОВА М.М.**

\_\_\_\_\_  
Full name



\_\_\_\_\_  
signature

Ministry of science and high education RF Ulyanovsk State University	Form	
F-Educational plan of the discipline		

б) Программное обеспечение

Система «Антиплагиат.ВУЗ»  
 ОС Microsoft Windows  
 Microsoft Office 2016  
 Мой Офис Стандартный  
 Автоматизированная информационная система «Витакор РМИС»  
 Statistica Basic Academic for Windows 13

в) Профессиональные базы данных, информационно-справочные системы

1. Электронно-библиотечные системы:

1.1. IPRbooks : электронно-библиотечная система : сайт / группа компаний Ай Пи Ар Медиа. - Саратов, [2020]. – URL: <http://www.iprbookshop.ru>. – Режим доступа: для зарегистрир. пользователей. - Текст : электронный.

1.2. ЮРАЙТ : электронно-библиотечная система : сайт / ООО Электронное издательство ЮРАЙТ. – Москва, [2020]. - URL: <https://www.biblio-online.ru>. – Режим доступа: для зарегистрир. пользователей. - Текст : электронный.

1.3. Консультант студента : электронно-библиотечная система : сайт / ООО Политехресурс. – Москва, [2020]. – URL: [http://www.studentlibrary.ru/catalogue/switch\\_kit/x2019-128.html](http://www.studentlibrary.ru/catalogue/switch_kit/x2019-128.html). – Режим доступа: для зарегистрир. пользователей. – Текст : электронный.

1.4. Лань : электронно-библиотечная система : сайт / ООО ЭБС Лань. – Санкт-Петербург, [2020]. – URL: <https://e.lanbook.com>. – Режим доступа: для зарегистрир. пользователей. – Текст : электронный.

1.5. Znanium.com : электронно-библиотечная система : сайт / ООО Знаниум. - Москва, [2020]. - URL: <http://znanium.com>. – Режим доступа : для зарегистрир. пользователей. - Текст : электронный.

1.6. Clinical Collection : коллекция для медицинских университетов, клиник, медицинских библиотек // EBSCOhost : [портал]. – URL: <http://web.a.ebscohost.com/ehost/search/advanced?vid=1&sid=e3ddf99-a1a7-46dd-a6eb-2185f3e0876a%40sessionmgr4008>. – Режим доступа : для авториз. пользователей. – Текст : электронный.

2. КонсультантПлюс [Электронный ресурс]: справочная правовая система. /ООО «Консультант Плюс» - Электрон. дан. - Москва : КонсультантПлюс, [2020].

3. Базы данных периодических изданий:


3.1. База данных периодических изданий : электронные журналы / ООО ИВИС. - Москва, [2020]. – URL: <https://dlib.eastview.com/browse/udb/12>. – Режим доступа : для авториз. пользователей. – Текст : электронный.

3.2. eLIBRARY.RU: научная электронная библиотека : сайт / ООО Научная Электронная Библиотека. – Москва, [2020]. – URL: <http://elibrary.ru>. – Режим доступа : для авториз. пользователей. – Текст : электронный

3.3. «Grebennikon» : электронная библиотека / ИД Гребенников. – Москва, [2020]. – URL: <https://id2.action-media.ru/Personal/Products>. – Режим доступа : для авториз. пользователей. – Текст : электронный.

4. Национальная электронная библиотека : электронная библиотека : федеральная государственная информационная система : сайт / Министерство культуры РФ ; РГБ. – Москва, [2020]. – URL: <https://нэб.рф>. – Режим доступа : для пользователей научной библиотеки. – Текст : электронный.

5. SMART Imagebase // EBSCOhost : [портал]. – URL: <https://ebsco.smartimagebase.com/?TOKEN=EBSCO-1a2ff8c55aa76d8229047223a7d6dc9c&custid=s6895741>. – Режим доступа : для авториз. пользователей. – Изображение : электронные.

Ministry of science and high education RF Ulyanovsk State University	Form	
F-Educational plan of the discipline		

6. Федеральные информационно-образовательные порталы:

6.1. Единое окно доступа к образовательным ресурсам : федеральный портал / учредитель ФГАОУ ДПО ЦРГОП и ИТ. – URL: <http://window.edu.ru/>. – Текст : электронный.

6.2. Российское образование : федеральный портал / учредитель ФГАОУ ДПО ЦРГОП и ИТ. – URL: <http://www.edu.ru>. – Текст : электронный.

7. Образовательные ресурсы УлГУ:

7.1. Электронная библиотека УлГУ : модуль АБИС Мега-ПРО / ООО «Дата Экспресс». – URL: <http://lib.ulsu.ru/MegaPro/Web>. – Режим доступа : для пользователей научной библиотеки. – Текст : электронный.


7.2. Образовательный портал УлГУ. – URL: <http://edu.ulsu.ru>. – Режим доступа : для зарегистр. пользователей. – Текст : электронный.

Согласовано:

Зам. начальника УИГТ  
должность

Клочкова А.В.  
ФИО


  
подпись

Ministry of science and high education RF Ulyanovsk State University	Form	
F-Educational plan of the discipline		

## 12. EDUCATIONAL AND METHODOLOGICAL AND INFORMATION SUPPORT OF DISCIPLINE

Classrooms for seminars, for the current control and interim certification, group and individual consultations:

1. Classroom №31 (Ulyanovsk region, Ulyanovsk, Likhachev str., 12., therapeutic building, 4th floor.) for seminars, group and individual consultations, ongoing monitoring and interim certification (with a set of demonstration equipment to ensure the provision of illustrative material in accordance with the work program of the discipline, access to EBS). The room is equipped with a set of student furniture for 12 seats.
2. Classroom №28 (Ulyanovsk region, Ulyanovsk, Likhachev str., 12., therapeutic building, 4th floor.) for seminars (with a set of demonstration equipment to ensure the provision of illustrative material in accordance with the work program of the discipline, access to EBS). The room is designed with a set of student furniture for 12 seats.
3. Classroom №28 (Ulyanovsk region, Ulyanovsk, Likhachev str., 12., therapeutic building, 5th floor.) for seminars (with a set of demonstration equipment to ensure the provision of illustrative material in accordance with the work program of the discipline, access to EBS). The room is designed with a set of student furniture for 15 seats.
4. Classroom №20A (Ulyanovsk region, Ulyanovsk, Likhachev str., 12., diagnostic unit, 5th floor.) for conducting seminars (with a set of demonstrative equipment to ensure the provision of illustrative material in accordance with the working program of the discipline, access to EBS). The room is equipped with a set of student furniture for 20 seats.
5. The lecture room (No. 404 (clinic GUZ "the Ulyanovsk regional cardiological clinic", Ulyanovsk, Hrustalnaya street, 3A)
6. Classrooms for seminars, for the current control and interim certification, group and individual consultations of the Committee are designed with specialized furniture.
7. Rooms for independent work are equipped with computer equipment with the ability to connect to the Internet and provide access to electronic information and educational environment, electronic library system.
8. List of equipment used in the educational process:
  1. Electrocardiograph 12-channel computer, the model of "Poly-Spectrum-8/E" BA-sovam software
  2. Device for spirometry and pulse oximetry MIR, model "Spirodoc with module Bro2" with software
  3. Projector "Panasonic»
  4. computer – 2 PCs.
  5. laptop – 3 PCs
  6. laser Jet printer

Ministry of science and high education RF Ulyanovsk State University	Form	
F-Educational plan of the discipline		


7. hardware-software complex "kardiotekhnika with wearable monitor»
8. blood pressure meter

9. Information stands: State healthcare institution "Central clinical mediko- sanitary part of a name of V. A. Egorov. St. Likhachev, 12. Therap. building, 4 FL.

### 13. SPECIAL CONDITIONS FOR STUDENTS WITH DISABILITIES

Training students with disabilities is carried out taking into account the peculiarities of psychophysical development, individual capabilities and health of such students. Education of students with disabilities can be organized in conjunction with other students, and separately. If necessary, students from among persons with disabilities (at the request of the student) may be offered one of the following options for the perception of information, taking into account their individual psychophysical characteristics:

- for persons with visual impairment: in printed form in large print; in the form of an electronic document; in the form of an audio file (translation of educational materials into audio format); in printed form in Braille; individual consultations with the involvement of a tiflosurdoperevodchika; individual tasks and consultations.
- for persons with hearing impairment: in printed form; in the form of an electronic document; video materials with subtitles; individual consultations with the assistance of a sign language interpreter; individual tasks and consultations.
- for persons with musculoskeletal disorders: in printed form; in the form of an electronic document; in the form of an audio file; individual tasks and consultations."
- If it is necessary to use partially or exclusively remote educational technologies in the educational process, the organization of work of teaching staff with students with disabilities is provided in an electronic information and educational environment, taking into account their individual psychological characteristics



Разработчик  доцент Смирнова Анна Юрьевна  
ПОДПИСЬ ДОЛЖНОСТЬ ФИО



## LIST OF CHANGES of

Educational plan of discipline "Propedeutics of internal diseases"

Speciality 31.05.01. «General medicine»

Content of the change or a link to the attached text of the	Full name of the head of the Department developing the discipline	Signature	Date
Introduction of changes to item C) Professional databases, information and reference systems item 11 "Educational, methodological and information support of the discipline" with the design of Appendix 1	Gnoevykh V.V.		31.08.2021
Introduction of changes to item C) Literature sources item 10 " Appendix 2	Gnoevykh V.V.		31.08.2021

**e) Professed data base, directory and search systems:****1. Электронно-библиотечные системы:**

1.1. IPRbooks : электронно-библиотечная система : сайт / группа компаний Ай Пи Ар Медиа. - Саратов, [2021]. – URL: <http://www.iprbookshop.ru>. – Режим доступа: для зарегистрир. пользователей. - Текст : электронный.

1.2. ЮРАЙТ : электронно-библиотечная система : сайт / ООО Электронное издательство ЮРАЙТ. – Москва, [2021]. - URL: <https://urait.ru>. – Режим доступа: для зарегистрир. пользователей. - Текст : электронный.

1.3. Консультант студента : электронно-библиотечная система : сайт / ООО Политехресурс. – Москва, [2021]. – URL: <https://www.studentlibrary.ru/cgi-bin/mb4x>. – Режим доступа: для зарегистрир. пользователей. – Текст : электронный.

1.4. Консультант врача : электронно-библиотечная система : сайт / ООО Высшая школа организации и управления здравоохранением-Комплексный медицинский консалтинг. – Москва, [2021]. – URL: <https://www.rosmedlib.ru>. – Режим доступа: для зарегистрир. пользователей. – Текст : электронный.

1.5. Большая медицинская библиотека : электронно-библиотечная система : сайт / ООО Букап. – Томск, [2021]. – URL: <https://www.books-up.ru/ru/library/>. – Режим доступа: для зарегистрир. пользователей. – Текст : электронный.

1.7. **Znanium.com** : электронно-библиотечная система : сайт / ООО Знаниум. – Москва, [2021]. - URL: <http://znanium.com> . – Режим доступа : для зарегистрир. пользователей. - Текст : электронный.

1.8. Clinical Collection : коллекция для медицинских университетов, клиник, медицинских библиотек // EBSCOhost : [портал]. – URL: <http://web.b.ebscohost.com/ehost/search/advanced?vid=1&sid=9f57a3e1-1191-414b-8763-e97828f9f7e1%40sessionmgr102> . – Режим доступа : для авториз. пользователей. – Текст : электронный.

**2. КонсультантПлюс** [Электронный ресурс]: справочная правовая система. /ООО «Консультант Плюс» - Электрон. дан. - Москва : КонсультантПлюс, [2021].

**3. Базы данных периодических изданий:**

3.1. База данных периодических изданий : электронные журналы / ООО ИВИС. - Москва, [2021]. – URL: <https://dlib.eastview.com/browse/udb/12>. – Режим доступа : для авториз. пользователей. – Текст : электронный.

3.2. eLIBRARY.RU: научная электронная библиотека : сайт / ООО Научная Электронная Библиотека. – Москва, [2021]. – URL: <http://elibrary.ru>. – Режим доступа : для авториз. пользователей. – Текст : электронный

3.3. «Grebennikon» : электронная библиотека / ИД Гребенников. – Москва, [2021]. – URL: <https://id2.action-media.ru/Personal/Products>. – Режим доступа : для авториз. пользователей. – Текст : электронный.

**4. Национальная электронная библиотека** : электронная библиотека : федеральная государственная информационная система : сайт / Министерство культуры РФ ; РГБ. – Москва, [2021]. – URL: <https://нэб.рф>. – Режим доступа : для пользователей научной библиотеки. – Текст : электронный.

**5. SMART Imagebase** // EBSCOhost : [портал]. – URL: <https://ebsco.smartimagebase.com/?TOKEN=EBSCO-1a2ff8c55aa76d8229047223a7d6dc9c&custid=s6895741>. – Режим доступа : для авториз. пользователей. – Изображение : электронные.

**6. Федеральные информационно-образовательные порталы:**

6.1. Единое окно доступа к образовательным ресурсам : федеральный портал / учредитель ФГАОУ ДПО ЦРГОП и ИТ. – URL: <http://window.edu.ru/> . – Текст : электронный.

6.2. Российское образование : федеральный портал / учредитель ФГАОУ ДПО ЦРГОП и ИТ. – URL: <http://www.edu.ru>. – Текст : электронный.

**7. Образовательные ресурсы УлГУ:**

7.1. Электронная библиотека УлГУ : модуль АБИС Мега-ПРО / ООО «Дата Экспресс». – URL: <http://lib.ulsu.ru/MegaPro/Web>. – Режим доступа : для пользователей научной библиотеки. – Текст : электронный.

7.2. Образовательный портал УлГУ. – URL: <http://edu.ulsu.ru>. – Режим доступа : для зарегистр. пользователей. – Текст : электронный

AGREED:

Зам.нач. УСБД: Ключевы Д.В. 

The position of the worker scientific library

Full name

signature

data

**EDUCATIONAL-METHODICAL AND INFORMATION SUPPORT OF DISCIPLINE****a) List of recommended literature****a) Core reading:**

1. Internal diseases propedeutics : textbook of medicine for medicine faculty students. P. 1. Diagnostics of pulmonary diseases / Smirnova A. Yu., V. V. Gnoevykh ; Ulyanovsk State University, Insitute of Medicine, Ecology and Physical culture. - Электрон. текстовые дан. (1 файл : 5,95 МБ). - Ulyanovsk : ULSU, 2016. - Текст на англ. яз. - Загл. с экрана. - Текст : электронный <http://lib.ulsu.ru/MegaPro/Download/MObject/437>
2. Internal diseases propedeutics : textbook of medicine for medicine faculty students. P. 2. Diagnostics of cardiovascular diseases / Smirnova A. Yu., V. V. Gnoevykh ; Ulyanovsk State University, Insitute of Medicine, Ecology and Physical culture. - Электрон. текстовые дан. (1 файл : 18,7 МБ). - Ulyanovsk : ULSU, 2017. - Текст на англ. яз. - Загл. с экрана. - Текст : электронный <http://lib.ulsu.ru/MegaPro/Download/MObject/373>
3. Internal diseases propedeutics : textbook of medicine for medicine faculty students. Part 3. Diagnostics of diseases of gastroitestinal tract and kidneys / Smirnova A. Yu., V. V. Gnoevykh ; Ulyanovsk State University, Insitute of Medicine, Ecology and Physical culture. - Электрон. текстовые дан. (1 файл : 30,6 МБ). - Ulyanovsk : ULSU, 2017. - Текст на англ. яз. - Загл. с экрана. - Текст : электронный <http://lib.ulsu.ru/MegaPro/Download/MObject/1186>

**b) Supplementary reading:**

- 1.Ивашкин В.Т., Internal diseases propedeutics [Electronic resource] / Ivashkin V.T., Okhlobystin A.V. - М. : ГЭОТАР-Медиа, 2016. - 176 с. - ISBN 978-5-9704-3601-1 - Access mode:: <http://www.studentlibrary.ru/book/ISBN9785970436011.html>
2. Osloпов V.N., Case history of therapeutic patient [Electronic resource] : manual / V. N. Osloпов, O. V. Bogoyavlenskaya, Yu. V. Osloпова et al. - М. : ГЭОТАР-Медиа, 2014. - 176 с. - ISBN 978-5-9704-3383-6 - Access mode:: <http://www.studentlibrary.ru/book/ISBN9785970433836.html>

**c) Educational and methodical literature****Smirnova A. Yu.**

Methodical instructions for the self-independent work of the students at the discipline "Propaedeutics of internal diseases" for specialty 31.05.01 "General medicine» : / Smirnova A. Yu., A. Ю. Смирнова. - Ulyanovsk : ULSU, 2021. - 59 p. - Неопубликованный ресурс. - URL: <http://lib.ulsu.ru/MegaPro/Download/MObject/10531>. - Режим доступа: ЭБС УлГУ. - Текст : электронный.

AGREED:

ДИРЕКТОР НБ / БУРХАНОВА М.М.  \_\_\_\_\_



The position of the worker scientific library

Full name

signature

date

LIST OF CHANGES of  
 Educational plan of discipline "Propedeutics of internal diseases"  
 Speciality 31.05.01. «General medicine»

Content of the change or a link to the attached text of the	Full name of the head of the Department developing the discipline	Signature	Date
Introduction of changes to item A) Recommended Literature item 11 "Educational, methodological and information support of the discipline" with the design of Appendix 1	Gnoevykh V.V.		26.08.2022
Introduction of changes to item C) Professional databases, information and reference systems item 11 "Educational, methodological and information support of the discipline" with the design of Appendix 2	Gnoevykh V.V.		26.08.2022

**EDUCATIONAL-METHODICAL AND INFORMATION SUPPORT OF DISCIPLINE****a) List of recommended literature****a) Core reading:**

1. Internal diseases propedeutics : textbook of medicine for medicine faculty students. P. 1. Diagnostics of pulmonary diseases / Smirnova A. Yu., V. V. Gnoevykh ; Ulyanovsk State University, Insitute of Medicine, Ecology and Physical culture. - Электрон. текстовые дан. (1 файл : 5,95 МБ). - Ulyanovsk : ULSU, 2016. - Текст на англ. яз. - Загл. с экрана. - Текст : электронный <http://lib.ulsu.ru/MegaPro/Download/MObject/437>
2. Internal diseases propedeutics : textbook of medicine for medicine faculty students. P. 2. Diagnostics of cardiovascular diseases / Smirnova A. Yu., V. V. Gnoevykh ; Ulyanovsk State University, Insitute of Medicine, Ecology and Physical culture. - Электрон. текстовые дан. (1 файл : 18,7 МБ). - Ulyanovsk : ULSU, 2017. - Текст на англ. яз. - Загл. с экрана. - Текст : электронный <http://lib.ulsu.ru/MegaPro/Download/MObject/373>
3. Internal diseases propedeutics : textbook of medicine for medicine faculty students. Part 3. Diagnostics of diseases of gastroitestinal tract and kidneys / Smirnova A. Yu., V. V. Gnoevykh ; Ulyanovsk State University, Insitute of Medicine, Ecology and Physical culture. - Электрон. текстовые дан. (1 файл : 30,6 МБ). - Ulyanovsk : ULSU, 2017. - Текст на англ. яз. - Загл. с экрана. - Текст : электронный <http://lib.ulsu.ru/MegaPro/Download/MObject/1186>

**b) Supplementary reading:**

1. Internal Diseases : Textbook in 2 Vols. Vol. I / edited by A. I. Martynov, Z. D. Kobalava, S. V. Moiseev. - Moscow : GEOTAR-Media, 2022. - 688 с. - ISBN 978-5-9704-6766-4. - Текст : электронный // ЭБС "Консультант студента" : [сайт]. - URL : <https://www.studentlibrary.ru/book/ISBN9785970467664.html> (дата обращения: 19.04.2022). - Режим доступа : по подписке.
2. Ивашкин, В. Т. Internal diseases propedeutics / V. T. Ivashkin, A. V. Okhlobystin. - Moscow : GEOTAR-Media, 2020. - 176 p. - 176 с. - ISBN 978-5-9704-5555-5. - Текст : электронный // ЭБС "Консультант студента" : [сайт]. - URL : <https://www.studentlibrary.ru/book/ISBN9785970455555.html>
3. Osloпов V.N., Case history of therapeutic patient [Electronic resource] : manual / V. N. Osloпов, O. V. Bogoyavlenskaya, Yu. V. Osloпова et al. - М. : ГЭОТАР-Медиа, 2014. - 176 с. - ISBN 978-5-9704-3383-6 - Access mode:: <http://www.studentlibrary.ru/book/ISBN9785970433836.html>
4. Smirnova A. Yu. Propedeutics of internal diseases: blood and endocrine disorders : Textbook of Medicine for medicine faculty students / Smirnova A. Yu., V. V. Gnoevykh. - Ulyanovsk : Ulyanovsk State University, 2020. - 154 с. - URL: <http://lib.ulsu.ru/MegaPro/Download/MObject/10543>. - Режим доступа: ЭБС УЛГУ. - Текст : электронный.

**c) Educational and methodical literature****Smirnova A. Yu.**

Methodical instructions for the student at the discipline "Propaedeutics of internal diseases" for specialty 31.05.01 "General medicine» / Smirnova A. Yu.; Ulyanovsk state university. - Ulyanovsk : UISU, 2019. - Загл. с экрана; Неопубликованный ресурс; На англ. яз. - Электрон. текстовые дан. (1 файл : 675 КБ). - Текст : электронный. <http://lib.ulsu.ru/MegaPro/Download/MObject/6086>

**Smirnova A. Yu.**

Methodical instructions for the self-independent work of the students at the discipline "Propaedeutics of internal diseases" for specialty 31.05.01 "General medicine» / Smirnova A. Yu.; Ulyanovsk state university. - Ulyanovsk : UISU, 2019. - Загл. с экрана;

Неопубликованный ресурс; На англ. яз. - Электрон. текстовые дан. (1 файл : 670 КБ). -  
Текст : электронный. <http://lib.ulsu.ru/MegaPro/Download/MObject/6087>

AGREED:

Main Librarian | Александров | Стар | 4.05.2022

The position of the worker scientific library

Full name

signature

data

*Профессиональные базы данных, информационно-справочные системы***1. Электронно-библиотечные системы:**

1.1. Цифровой образовательный ресурс IPRsmart : электронно-библиотечная система : сайт / ООО Компания «Ай Пи Ар Медиа». - Саратов, [2022]. – URL: <http://www.iprbookshop.ru>. – Режим доступа: для зарегистрир. пользователей. - Текст : электронный.

1.2. Образовательная платформа ЮРАЙТ : образовательный ресурс, электронная библиотека : сайт / ООО Электронное издательство ЮРАЙТ. – Москва, [2022]. - URL: <https://urait.ru>. – Режим доступа: для зарегистрир. пользователей. - Текст : электронный.

1.3. База данных «Электронная библиотека технического ВУЗа (ЭБС «Консультант студента») : электронно-библиотечная система : сайт / ООО Политехресурс. – Москва, [2022]. – URL: <https://www.studentlibrary.ru/cgi-bin/mb4x>. – Режим доступа: для зарегистрир. пользователей. – Текст : электронный.

1.4. Консультант врача. Электронная медицинская библиотека : база данных : сайт / ООО Высшая школа организации и управления здравоохранением-Комплексный медицинский консалтинг. – Москва, [2022]. – URL: <https://www.rosmedlib.ru>. – Режим доступа: для зарегистрир. пользователей. – Текст : электронный.

1.5. Большая медицинская библиотека : электронно-библиотечная система : сайт / ООО Букап. – Томск, [2022]. – URL: <https://www.books-up.ru/ru/library/>. – Режим доступа: для зарегистрир. пользователей. – Текст : электронный.

1.6. ЭБС Лань : электронно-библиотечная система : сайт / ООО ЭБС Лань. – Санкт-Петербург, [2022]. – URL: <https://e.lanbook.com>. – Режим доступа: для зарегистрир. пользователей. – Текст : электронный.

1.7. ЭБС Znanium.com : электронно-библиотечная система : сайт / ООО Знаниум. - Москва, [2022]. - URL: <http://znanium.com>. – Режим доступа : для зарегистрир. пользователей. - Текст : электронный.

1.8. Clinical Collection : научно-информационная база данных EBSCO // EBSCOhost : [портал]. – URL: <http://web.b.ebscohost.com/ehost/search/advanced?vid=1&sid=9f57a3e1-1191-414b-8763-e97828f9f7e1%40sessionmgr102>. – Режим доступа : для авториз. пользователей. – Текст : электронный.

1.9. База данных «Русский как иностранный» : электронно-образовательный ресурс для иностранных студентов : сайт / ООО Компания «Ай Пи Ар Медиа». – Саратов, [2022]. – URL: <https://ros-edu.ru>. – Режим доступа: для зарегистрир. пользователей. – Текст : электронный.

**2. КонсультантПлюс** [Электронный ресурс]: справочная правовая система. /ООО «Консультант Плюс» - Электрон. дан. - Москва : КонсультантПлюс, [2022].

**3. Базы данных периодических изданий:**

3.1. База данных периодических изданий EastView : электронные журналы / ООО ИВИС. - Москва, [2022]. – URL: <https://dlib.eastview.com/browse/udb/12>. – Режим доступа : для авториз. пользователей. – Текст : электронный.

3.2. eLIBRARY.RU: научная электронная библиотека : сайт / ООО Научная Электронная Библиотека. – Москва, [2022]. – URL: <http://elibrary.ru>. – Режим доступа : для авториз. пользователей. – Текст : электронный

3.3. Электронная библиотека «Издательского дома «Гребенников» (Grebinnikon) : электронная библиотека / ООО ИД Гребенников. – Москва, [2022]. – URL: <https://id2.action-media.ru/Personal/Products>. – Режим доступа : для авториз. пользователей. – Текст : электронный.

**4. Федеральная государственная информационная система «Национальная электронная библиотека»** : электронная библиотека : сайт / ФГБУ РГБ. – Москва, [2022]. – URL: <https://нэб.рф>. – Режим доступа : для пользователей научной библиотеки. – Текст : электронный.

**5. SMART Imagebase** : научно-информационная база данных EBSCO // EBSCOhost : [портал]. – URL: <https://ebSCO.smartimagebase.com/?TOKEN=EBSCO-1a2ff8c55aa76d8229047223a7d6dc9c&custid=s6895741>. – Режим доступа : для авториз. пользователей. – Изображение : электронные.



**6. Федеральные информационно-образовательные порталы:**

6.1. Единое окно доступа к образовательным ресурсам : федеральный портал . – URL: <http://window.edu.ru/> . – Текст : электронный.

6.2. Российское образование : федеральный портал / учредитель ФГАУ «ФИЦТО». – URL: <http://www.edu.ru>. – Текст : электронный.

**7. Образовательные ресурсы УлГУ:**

7.1. Электронная библиотечная система УлГУ : модуль «Электронная библиотека» АБИС Мега-ПРО / ООО «Дата Экспресс». – URL: <http://lib.ulsu.ru/MegaPro/Web>. – Режим доступа : для пользователей научной библиотеки. – Текст : электронный.

СОГЛАСОВАНО:

зам. нач УИТ / Ключков В / [подпись] / 19.04.22  
Должность сотрудника УИТ                      Ф.И.О.                      подпись                      дата